

mLCM



BC1601AI

Feature

1. Multi-interface : I2C/SPI/RS232(USB optional)
2. COB with metal frame
3. 5x7 dots with cursor
4. Built-in controller ST7066 or equivalent
5. 1/16 duty cycle
6. Backlight : LED EDGE/ARRAY
7. 5V single power supply
8. Contrast/Backlight adjustment by program

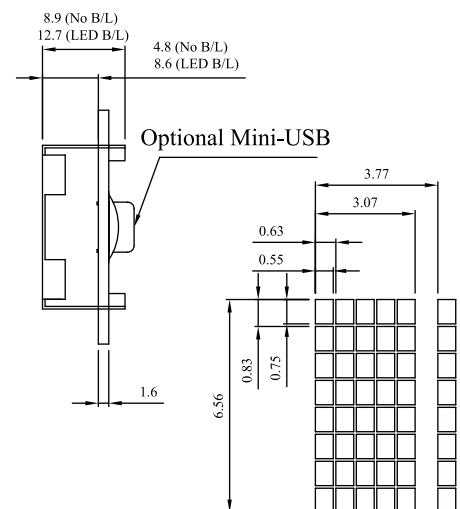
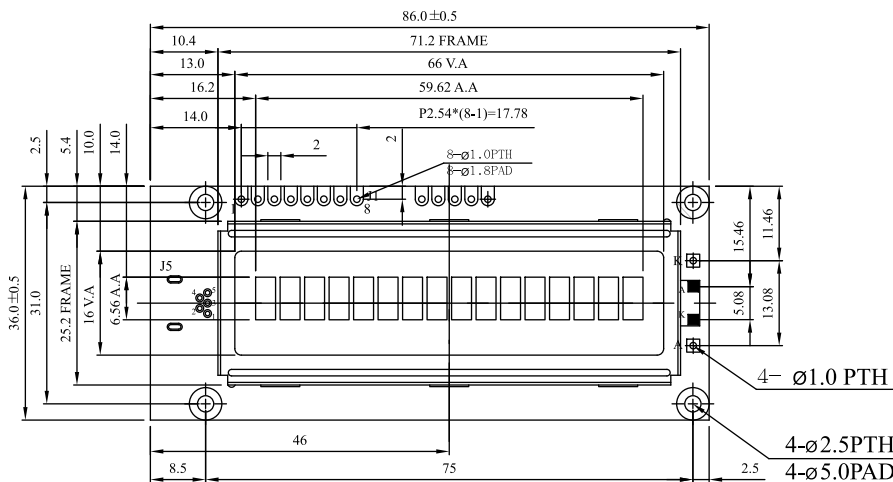
Mechanical Data

Item	Standard Value	Unit
Module Dimension	86.0 x 36.0	mm
Viewing Area	66.0 x 16.0	mm
Dot Size	0.55 x 0.75	mm
Character Size	3.07 x 6.56	mm


Pin Assignment

Pin	Symbol	Function
1	TX	RS-232 level output port.
2	RX	RS-232 level input port
3	VSS	Ground.
4	VDD	System power supply input.
5	SDA	I2C: Data Input/output for the I ² C SPI: Serial data Input
6	SCL	I2C: Clock Input for the I ² C SPI: Serial clock Input
7	SDO	SPI: Serial data Output
8	/CS	SPI: Chip select

Dimension



DOT SIZE
SCALE 5/1



Electronic Characteristics

Item	Symbol	Condition	Value	Unit
Input Voltage	Vdd	Vdd = +5V	5.0(Typ.)	V
Supply Current with Backlight	Idd	Vdd = +5V	120(Max.)	mA