



LVS® V275 Series Print Quality Inspection Systems

Ensure that every label you use meets your quality standards.

- Inspect 100% of labels for print quality.
- Verify 1D and 2D codes to ISO standards.
- Ensure compliance with regulations and quality requirements.
- Check for cosmetic blemishes and errors in printed data.
- Avoid costly chargebacks, recalls, and supply chain disruption.
- Inspect labels without slowing printing operations.
- Maintains complete audit trail to meet regulatory requirements.
- Available for Zebra ZT610 and Zebra ZT620 printers.



Product Ordering Information

Appearance	Description	Part Number
	V275 print quality inspection engine, integrated into a 300-dpi resolution Zebra ZT610 printer. Print and verify labels up to 4.1" wide at speeds up to 12 inches per second.	V275-P46Z61030-CC
	Same as above, with peel and present capability.	V275-P46Z6103P-CC
	V275 print quality inspection engine, integrated into a 600 dpi resolution Zebra ZT610 printer. Print and verify labels up to 4.1" wide at speeds up to 6 inches per second.	V275-P46Z61060-CC
	Same as above, with peel and present capability.	V275-P46Z6106P-CC
	V275 print quality inspection engine, integrated into a 300 dpi resolution Zebra ZT620 printer. Print and verify labels up to 6.6" wide at speeds up to 8 inches per second.	V275-P86Z62030-CC
	Same as above, with peel and present capability.	V275-P86Z6203P-CC

CONSULTING DISTRIBUTOR









POHL

POHL Electronic GmbH
 Eduard-Mauren-Straße 11a • 16761 Hennigsdorf
 Tel. +49 3302 81893-0 • Fax +49 3302 81893-99
 www.pohl-electronic.de • info@pohl-electronic.de

LVS V275 Series

Accessories

Appearance	Description	Part Number
	Light tower for use with LVS V275. Includes light tower and cable for connecting with Zebra printer.	V275-ALRYGZZT
	Cable for connecting LVS V275 Zebra printer with a customer-supplied light tower. Cable is 2m long and has flying leads to allow adaptation to almost any light tower. Customer is responsible for connection to the light tower.	V275-ALCBL0ZT
	Replacement EAN/UPS Conformance Calibration Standard Test Card for V275 in Zebra ZT610 printer, dated.	V275-ACEAN028
	Replacement EAN/UPS Conformance Calibration Standard Test Card for V275 in Zebra ZT610 printer, undated.	V275-ACEAN028-01
	Replacement EAN/UPS Conformance Calibration Standard Test Card for V275 in Zebra ZT620 printer, dated.	V275-ACEAN029
	Replacement EAN/UPS Conformance Calibration Standard Test Card for V275 in Zebra ZT620 printer, undated.	V275-ACEAN029-01
Image not available	IQ/OQ/PQ Procedure for V275 system with 300DPI printer	V275-APIQOQ03-01
Image not available	IQ/OQ/PQ Procedure for V275 system with 600DPI printer	V275-APIQOQ06-01

Service and Repair Kits

Service and repair kits are intended for use by qualified personnel for service and repair activities only. These kits should not be used for field repairs by non-technical customers.

Appearance	Description	Part Number
	Replacement readhead kit for Zebra ZT610-based LVS V275 systems.	V275-RRH04ZEB
	Replacement readhead kit for Zebra ZT620-based LVS V275 systems.	V275-RRH06ZEB
	PCB replacement kit for Zebra-based LVS V275 systems.	V275-RBS00ZEB
	Encoder replacement kit for Zebra-based LVS V275 systems.	V275-RENC0ZEB
	Peel and present sensor replacement kit for Zebra-based LVS V275 systems.	V275-RPPS0ZEB
	Rear panel replacement kit for Zebra-based LVS V275 systems. Includes internal cabling.	V275-RRPC0ZEB

LVS V275 Series

Ratings and Specifications

LVS V275 Print Inspection Engine	
Minimum 1D Code Size	6.6 mil / .168 mm x dimension
1D Code Orientation	Ladder or picket fence
Minimum 2D Code Size	10 mil / .254 mm cell size
ISO/IEC Standards	ISO/IEC 15416 (1D grading); ISO/IEC 15415 (2D grading); ISO/IEC 15426-1 (1D verification); ISO/IEC 15426-2 (2D verification)
Barcode Types Supported	Aztec, Codabar, Code 128, Code 39, Code 93, Data Matrix, DataBar Expanded, EAN-13, EAN-13 (2-digit supplemental) Stacked EAN-13 (5-digit supplemental), EAN-8, GS1-128, GS1 DataBar Limited, GS1 DataBar, GS1 DataBar-14, GS1 Data Matrix, Interleaved 2 of 5, Micro QR Code, PDF417, QR Code, UPC-A, UPC-A (2-digit supplemental), UPC-A (5-digit supplemental), UPC-E, UPC-E (2-digit supplemental), UPC-E (5-digit supplemental) All applicable GS1 composite components
Minimum Font Size for OCR/OCV	5 pt.
OCR/OCV Fonts Supported	Mono-spaced, Latin-based fonts, OCR-B upper and lower case, OCR-A lower case
Minimum Blemish Detected	5 mil / .126 mm
Maximum Inspection Speed	Zebra ZT610 300DPI: 12" / 305 mm per second Zebra ZT610 600DPI: 6" / 152 mm per second Zebra ZT620 300DPI: 8" / 203 mm per second
Maximum Inspection Width	Zebra ZT610: 4.09" / 104 mm Zebra ZT620: 6.6" / 168 mm
Maximum Web Width	Zebra ZT610: 4.5" / 114 mm Zebra ZT620: 7.1" / 180 mm
Minimum Inspection Width	0.98" / 25 mm
Maximum Label Length	12" / 305 mm
Minimum Label Length	0.8" / 20 mm
Maximum Media Thickness	0.011" / 0.28 mm
Minimum Media Thickness	0.002" / 0.05 mm
Printer Compatibility	Zebra ZT610 (4", 300 DPI & 600 DPI) Zebra ZT620 (6", 300 DPI)
Print Methods	Direct Thermal Thermal Transfer
Print Modes	Continuous Dispenser / Peel and present Tear-off (limited to certain label types, contact Omron for details)
Label Types	Most common labels types supported. Contact Omron for information about transparent labels, shiny labels, colored labels, colored ink, unusually thick or unusually thin label stock.
Communications / Power	802.3af Power over Ethernet (PoE)
LVS V275 Software Requirements	
PC	Quad-core 2.6GHz processor 8GB RAM 500GB storage Dedicated Gigabit Ethernet NIC for interface with LVS V275 Print Inspection Engine, ideally PoE Windows® 7 or Windows® 10, 64-bit
Environmental	
Operating Temperature	32° - 104° F / 0° - 40° C
Storage Temperature	-4° - 140° F / -20° - 60° C
Operating Humidity	30% - 75% RH, non-condensing
Storage Humidity	30% - 90% RH, non-condensing
Regulatory	
EMC	FCC 47 CFR Part 15 Class B ICES-003 Emissions EN 55032 Class B Immunity EN 55024 / EN 55035
Safety	IEC 60950-1, IEC 62471, IEC 62368-1
Agency Approvals	cULus, CE marking

OMRON AUTOMATION AMERICAS HEADQUARTERS • Chicago, IL USA • 847.843.7900 • 800.556.6766 • automation.omron.com

OMRON CANADA, INC. • HEAD OFFICE

Toronto, ON, Canada • 416.286.6465 • 866.986.6766 • automation.omron.com

OMRON ELECTRONICS DE MEXICO • HEAD OFFICE

Ciudad de México • 52.55.5901.4300 • 01.800.386.6766 • mela@omron.com

OMRON ELECTRONICS DE MEXICO • SALES OFFICE

San Pedro Garza García, N.L. • 81.12.53.7392 • 01.800.386.6766 • mela@omron.com

OMRON ELECTRONICS DE MEXICO • SALES OFFICE

Eugenio Garza Sada, León, Gto • 01.800.386.6766 • mela@omron.com

OMRON ELETRÔNICA DO BRASIL LTDA • HEAD OFFICE

São Paulo, SP, Brasil • 55 11 5171-8920 • automation.omron.com

OMRON ARGENTINA • SALES OFFICE

Buenos Aires, Argentina • +54.11.4521.8630 • +54.11.4523.8483
mela@omron.com

OTHER OMRON LATIN AMERICA SALES

+54.11.4521.8630 • +54.11.4523.8483 • mela@omron.com

Authorized Distributor:

Controllers & I/O

- Machine Automation Controllers (MAC) • Motion Controllers
- Programmable Logic Controllers (PLC) • Temperature Controllers • Remote I/O

Robotics

- Industrial Robots • Mobile Robots

Operator Interfaces

- Human Machine Interface (HMI)

Motion & Drives

- Machine Automation Controllers (MAC) • Motion Controllers • Servo Systems
- Frequency Inverters

Vision, Measurement & Identification

- Vision Sensors & Systems • Measurement Sensors • Auto Identification Systems

Sensing

- Photoelectric Sensors • Fiber-Optic Sensors • Proximity Sensors
- Rotary Encoders • Ultrasonic Sensors

Safety

- Safety Light Curtains • Safety Laser Scanners • Programmable Safety Systems
- Safety Mats and Edges • Safety Door Switches • Emergency Stop Devices
- Safety Switches & Operator Controls • Safety Monitoring/Force-guided Relays

Control Components

- Power Supplies • Timers • Counters • Programmable Relays
- Digital Panel Meters • Monitoring Products

Switches & Relays

- Limit Switches • Pushbutton Switches • Electromechanical Relays
- Solid State Relays

Software

- Programming & Configuration • Runtime