

EPU16A series

V2.1

The EPU16A series of AC/DC switching mode power supplies provide 15 Watts of continuous output power. All supplies are UL 94V-1 min compliant. All models meet FCC Part-15 class B and CISPR-22 class B emission Limits and are designed to comply with UL/c-UL, TUV/GS and CE marking conformity assessment. All units are 100% burned in and tested.

RoHS2
 2011/65/EU


APPROVALS:



Electrical Characteristics:

Symbol	Characteristic	Condition	Min.	Typ.	Max.	Unit
Vins	Safety Approval Input Voltage Range	Safety Approval & Specification in Label	100		240	VAC
Vin	Input Operate Voltage Range	Detail to see Fig.1	90		264	VAC
Fi	Input Frequency	Sine wave	47		63	Hz
Po	Output Power Range	See Rating Chart			15	W
Iil	Low Line Input Current	Full Load, Vin=100VAC		0.4		A
Iih	High Line Input Current	Full Load, Vin=240VAC		0.2		A
Irl	Low Line Input Inrush Current	Full Load, 25°C, Cool start, Vin=100VAC	35		45	A
Irh	High Line Input Inrush Current	Full Load, 25°C, Cool start, Vin=240VAC	70		90	A
Ik	Safety Ground Leakage Current	Vin=240VAC, Fi=60Hz			0.75	mA
η	Efficiency	Full Load, Vin=230VAC, Detail to see Rating Chart	See Rating Chart			
Voi	Line Regulation	Full Load, Vin=100~120VAC	0.5		1	%
VoL	Load Regulation	Vin=230VAC, 10~90% Load Change at Condition	4		5	%
OLP	Over Load Protection	Nil.But, Output protected to short circuit conditions				
ttr	Time of Transient Response	Full Load, Vin=110VAC			4	ms
thu	Hold-Up Time	Full Load, Vin=100VAC	See Rating Chart			
ts	Start-up time	Full Load, Vin=100~240VAC			3	s
Tc	Temperature Coefficient	Full load, Vin=100~240VAC			±0.04	%/°C
HV	Dielectric Withstanding Voltage (P-S)	Primary to Secondary			4242	VDC
Vpg	Dielectric Withstanding Voltage (P-G)	Primary to PE			2594	VDC
EMI	EMC Emission	Compliance to EN55022 (CISPR22)			B	Class

Environmental:

Symbol	Characteristic	Condition	Min.	Typ.	Max.	Unit
To	Operating Temperature	Detail to see Fig.2 (Derate linearly from 100% load at 40°C to 50% load at 70°C)	0		70	°C
Ts	Storage Temperature	10 ~ 95% RH	-40		85	°C
Ho	Operating Humidity	non-condensing	0		95%	RH
Hs	Storage Humidity		0		95%	RH
ESDa	Electro Static Discharge	Air Discharge, IEC61000-4-2			8	kV
ESDc	Electro Static Discharge	Contact Discharge, IEC61000-4-2			6	kV
MTBF	Mean Time Between Failure	Operating Temperature at 25°C, Calculated per MIL-HDBK-217F	100k			h
ELEV	Operating Altitude (Elevation)	All condition			2000	m
VBR	Vibration	10 ~ 500Hz, 10min./1cycle, 60min. each along X, Y, Z axes			5	G
Vsl	Surge Voltage	Line-Neutral			1	kV
Vsg	Surge Voltage	Line-PE & Neutral-PE			2	kV

15W External Power Supply for General Purpose

FEATURES:

- * Wide Operating Voltage 90 to 264 VAC, 47 to 63 Hz
- * IEC-320-C14 Input Inlet
- * Optional Output Connector (See page appendix)
- * Single Output
- * Class I system
- * DoE VI
- * 1 year warranty

APPLICATIONS:

- * Ethernet Hub
- * Portable Devices
- * Charger
- * Monitor
- * Set-top Box
- * AV Equipment

GENERAL SPECIFICATION:

- * **Short Circuit Protection:** Auto Recovery
- * **Cooling:** Free Air Convection
- * **Flammability Rating:** UL94V-1
- * **Protection Classes:** Class I
- * **Safety:** UL 60950-1:2nd Edition, IEC 60950-1:2005 /A2:2013, EN60950-1:2006 /A2:2013

EPU16A series

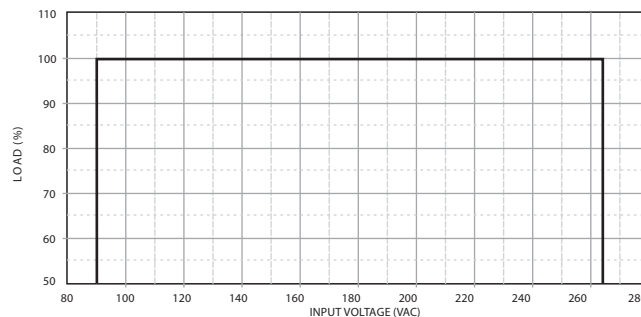
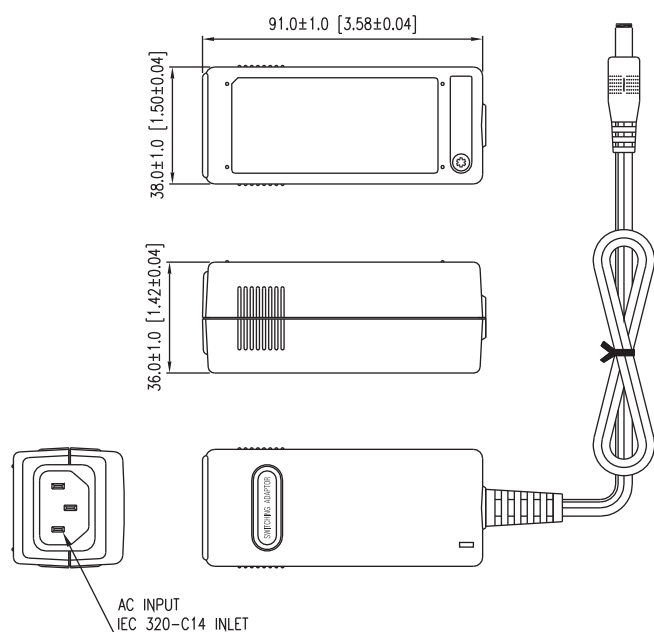
V2.1

15W External Power Supply for General Purpose

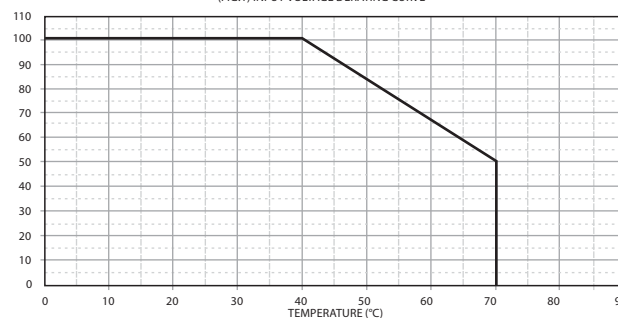
SPECIFICATION NOTE :

1. Output can provide up to peak load when the power supply starts up. Continuous staying in more than rated load is not allowed.
2. At factory, in 60% rated load condition, each output is checked to be within voltage accuracy.
3. Line regulation is defined by changing $\pm 10\%$ of input voltage from nominal line at rated load.
4. Load regulation is defined by changing $\pm 40\%$ of measured output load from 60% rated load.
5. Ripple & noise is measured by using 20MHz bandwidth limited oscilloscope and terminated each output with a 0.47uF capacitor at rated load and nominal line.
6. Hold up time is measured from the end of the last charging pulse to the time which the main output drops down to low limit of main output at rated load and nominal line.
7. Efficiency is measured at rated load, and nominal line.

MECHANICAL DIMENSIONS: (UNIT: mm)



(FIG.1) INPUT VOLTAGE DERATING CURVE



(FIG.2) TEMPERATURE DERATING CURVE

OUTPUT CABLE RECOMMEND :

1. Selected output connectors and wire, please refer to Appendix.
2. EPU16A-102~107 are required to use AWG#18/4FT output cable.
3. EPU16A-108~111 are required to use AWG#20/4FT output cable.
4. The regulation and efficiency will be changed by modified output cable.

PACKING :

1. Net weight: 165g approx.
2. Optional output connectors available contact sales for details.

CONSULTING DISTRIBUTOR



POHL

POHL Electronic GmbH
 Eduard-Maurer-Straße 11a • 16761 Hennigsdorf
 Tel. +49 3302 81893-0 • Fax +49 3302 81893-99
 www.pohl-electronic.de • info@pohl-electronic.de

Rating Chart:

MODEL NO.	Setting Voltage Range (Factory setting, can't be adjusted)		Output Current (Based on the output volt.)		Maximum Output Power	Ripple & Noise	Total Regulation	Typ. Efficiency	Typ. No Load Consumption	Hold-Up Time	Protection Mode
	min	max	min	max							
	(VDC)	(VDC)	(A)	(A)							
EPU16A-102	5.0	5.99	2.00	2.50	12	100	± 7	80	0.1	8	Hiccup
EPU16A-103	6.5	8.0	1.50	1.84	12	130	± 5	83	0.1	8	Hiccup
EPU16A-104	8.0	11.0	1.36	1.87	15	160	± 5	84.2	0.1	8	Hiccup
EPU16A-105	11.0	13.0	1.15	1.36	15	220	± 5	84.2	0.1	8	Hiccup
EPU16A-106	13.0	16.0	0.94	1.15	15	260	± 5	84.2	0.1	8	Hiccup
EPU16A-107	16.0	21.0	0.72	0.94	15	320	± 5	84.2	0.1	8	Hiccup
EPU16A-108	21.0	27.0	0.55	0.72	15	420	± 4	84.2	0.1	8	Hiccup
EPU16A-109	27.0	33.0	0.45	0.55	15	540	± 4	85	0.1	8	Hiccup
EPU16A-110	33.0	40.0	0.37	0.45	15	660	± 4	86	0.1	8	Hiccup
EPU16A-111	40.0	48.0	0.31	0.37	15	800	± 4	86	0.1	8	Hiccup