

Basic Specifications

| | |
|------------------------|---|
| Voltage: | 12 Volt |
| Capacity: | 20 hour rate: 105Ah 10 hour rate: 100Ah 5 hour rate: 86Ah |
| Design life: | 10-12 years |
| Appr. dimensions: | 508x110x238mm (LxWxH) (±2mm) |
| Terminal: | M6 insert |
| Container & lid: | Flame retardant ABS |
| Internal Resistance: | 6mΩ (Fully charged) |
| Approximate weight: | 32.5kg |
| Max charge current: | 30A |
| Max discharge current: | 900A (5 sec.) |
| Operating temp. range: | -20°C ~ +50°C |
| Self discharge: | lower than 3% per month |

Typical Applications

- Telecommunication devices
- Fire & burglar alarm systems
- Audio and video broadcast systems
- Remote measurement systems
- Evacuation systems
- Building automation
- Emergency lights
- UPS systems

Discharge data in Watts per battery (25°C)

| | (V/cell) | 10 Min | 15 Min | 30 Min | 1 Hr | 3 Hr | 5 Hr |
|-------------|----------|--------|--------|--------|------|------|------|
| End Voltage | 1.80V | 228 | 201 | 137 | 83,9 | 42 | 30,8 |
| | 1.75V | 248 | 214 | 145 | 87,9 | 43,4 | 31,4 |
| | 1.70V | 268 | 227 | 152 | 91,8 | 44,8 | 32 |
| | 1.65V | 286 | 238 | 159 | 87,9 | 46,1 | 33 |
| | 1.60V | 302 | 248 | 166 | 99 | 47,2 | 32,9 |

Discharge data in Amperes (25°C)

| | (V/cell) | 10 Min | 15 Min | 30 Min | 1 Hr | 3 Hr | 5 Hr | 10 Hr |
|-------------|----------|--------|--------|--------|------|------|------|-------|
| End Voltage | 1.80V | 119 | 112 | 79 | 49,8 | 23,1 | 16 | 10 |
| | 1.75V | 135 | 121 | 83 | 51,4 | 23,8 | 16 | 10,1 |
| | 1.70V | 150 | 128 | 87 | 52,8 | 24,3 | 16,3 | 10,2 |
| | 1.65V | 164 | 134 | 90,9 | 55,1 | 24,8 | 16,6 | 10,3 |
| | 1.60V | 176 | 140 | 94,5 | 56,3 | 25,3 | 16,7 | 10,4 |

Front Access series

This range of Front Access batteries has been designed for use in 19" or 23" cabinets commonly found in telecommunication applications and larger UPS systems. Due to their space-saving design 4 batteries can be mounted side-to-side occupying one shelf in a cabinet. Since the connections are on the front of the battery there is no need to leave a space above the batteries for the measurement of individual battery voltage or maintenance of the connections.

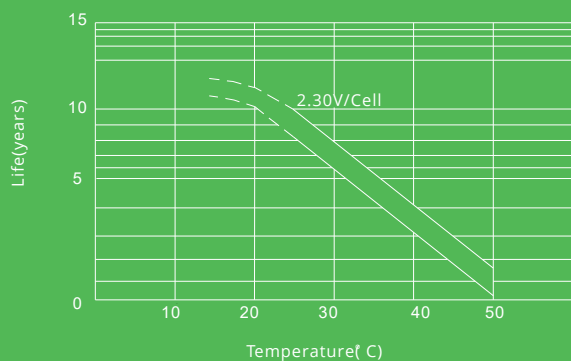
Front Access battery for 19" or 23" cabinets

The FA series is designed for use in 19" or 23" cabinets so that 4 batteries can be placed next to each other. Due to the front terminal, the space between the batteries and the next shelf can be very small. The manifold on each battery allows for the attachment of tubes that can be brought outside the cabinet to allow gasses that might develop in an over-charge condition to escape.

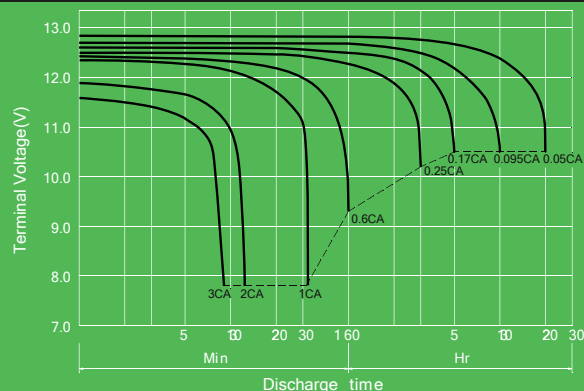
Front Access battery features

- Absorbent Glass Mat (AGM) technology
- No electrolyte maintenance or water to be added
- Not restricted for air transport-complies with IATA/ICAO Special Provision A67
- UL-recognized components used
- Can be mounted in any orientation
- Computer designed lead, calcium tin alloy grid for high power density
- Long service life, float or cyclic applications

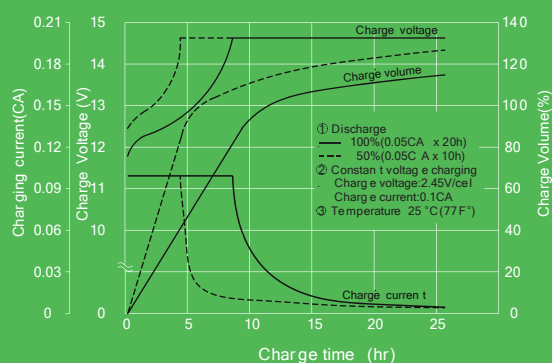
Effect of Temperature on Long term Float Life



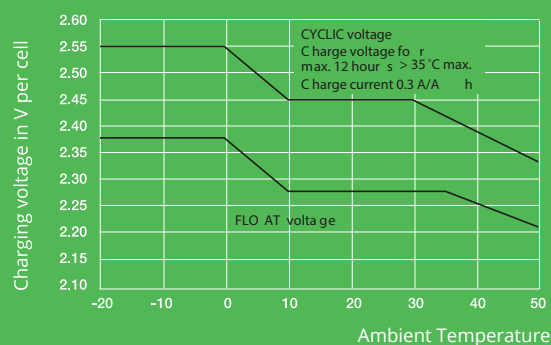
Discharge Time VS. Discharge Current (25°C)



Battery Charging Characteristics



Charging voltage and temperature



Models available

| Model pbq | Capacity in Ah | Dimensions (±2mm) (LxWxH1/H2) | Weight |
|---------------|-------------------|----------------------------------|---------|
| pbq FA 50-12 | 50 | 277x106x229mm | 17.3 kg |
| pbq FA 100-12 | 100 | 508x110x238mm | 32.5 kg |
| pbq FA 105-12 | 105 | 395x110x293mm | 35 kg |
| pbq FA 125-12 | 125 | 436x108x317mm | 40 kg |
| pbq FA 140-12 | 140 | 552x110x295mm | 49 kg |
| pbq FA 155-12 | 155 | 551x110x316mm | 51.5 kg |
| pbq FA 180-12 | 180 | 546x125x323mm | 58.5 kg |



Certificates



V-O

Flame retardant casing

Features

- Absorbent Glassmat Technology
- Low self discharge
- Classified as non-spillable and Non Dangerous goods by IATA, FAA, ADR, IMDG
- Can be discharged or stored in any position without leakage
- Cannot be charged while the terminal is downward.

CONSULTING DISTRIBUTOR



POHL

POHL Electronic GmbH
Eduard-Maurel-Straße 11a • 16761 Hennigsdorf
Tel. +49 3302 81893-0 • Fax +49 3302 81893-99
www.pohl-electronic.de • info@pohl-electronic.de