

## Basic Specifications

Voltage:	12 Volt
Capacity:	20 hour rate: 147Ah 10 hour rate: 140Ah 5 hour rate: 131Ah
Design life:	10-12 years
Aprr. dimensions:	552x110x295mm (LxWxH) (±2mm)
Terminal:	M8 insert
Container & lid:	Flame retardant ABS
Internal Resistance:	4mΩ (Fully charged)
Approximate weight:	49kg
Max charge current:	42A
Max discharge current:	980A (5 sec.)
Operating temp. range:	-20°C ~ +50°C
Self discharge:	lower than 3% per month

## Front Access series

This range of Front Access batteries has been designed for use in 19" or 23" cabinets commonly found in telecommunication applications and larger UPS systems. Due to their space-saving design 4 batteries can be mounted side-to-side occupying one shelf in a cabinet. Since the connections are on the front of the battery there is no need to leave a space above the batteries for the measurement of individual battery voltage or maintenance of the connections.

### Front Access battery for 19" or 23" cabinets

The FA series is designed for use in 19" or 23" cabinets so that 4 batteries can be placed next to each other. Due to the front terminal, the space between the batteries and the next shelf can be very small. The manifold on each battery allows for the attachment of tubes that can be brought outside the cabinet to allow gasses that might develop in an over-charge condition to escape.

## Typical Applications

- Telecommunication devices
- Fire & burglar alarm systems
- Audio and video broadcast systems
- Remote measurement systems
- Evacuation systems
- Building automation
- Emergency lights
- UPS systems

### Front Access battery features

- Absorbent Glass Mat (AGM) technology
- No electrolyte maintenance or water to be added
- Not restricted for air transport-complies with IATA/ICAO Special Provision A67
- UL-recognized components used
- Can be mounted in any orientation
- Computer designed lead, calcium tin alloy grid for high power density
- Long service life, float or cyclic applications

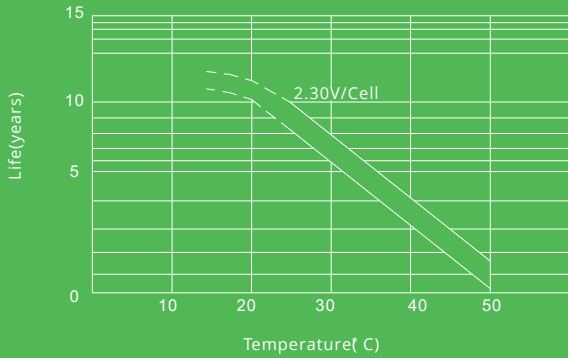
## Discharge data in Watts per battery (25°C)

	(V/cell)	15 Min	30 Min	1 Hr	3 Hr	5 Hr
End Voltage	1.80V	340	242	159	71,3	48
	1.75V	358	250	162	72,3	48,5
	1.70V	377	258	165	73,3	49
	1.65V	395	265	168	74,2	49,4
	1.60V	413	273	171	75,2	49,9

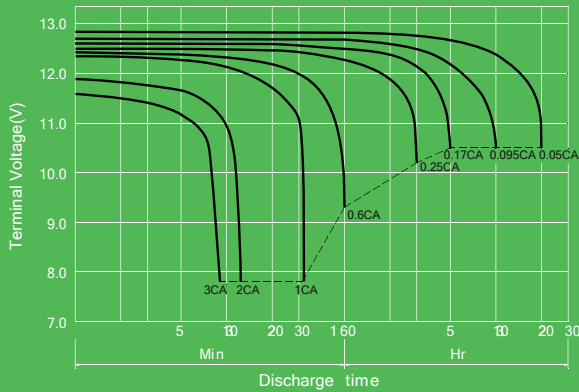
## Discharge data in Amperes (25°C)

	(V/cell)	15 Min	30 Min	1 Hr	3 Hr	5 Hr	10 Hr
End Voltage	1.80V	185	137	87	38	26	14
	1.75V	203	143	88,9	38,3	26,1	14,1
	1.70V	221	150	90,7	38,6	26,3	14,2
	1.65V	239	156	92,6	38,9	26,4	14,3
	1.60V	257	162	94,4	39,3	26,5	14,4

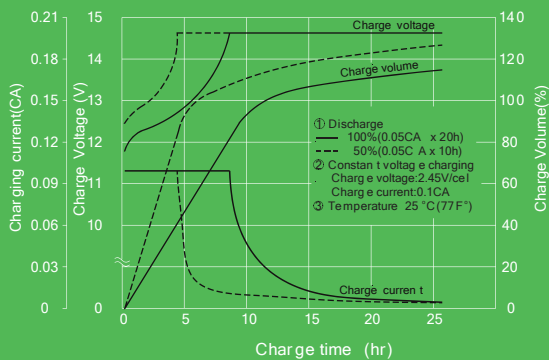
### Effect of Temperature on Long term Float Life



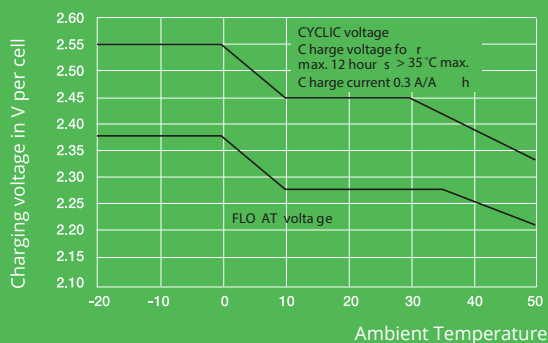
### Discharge Time VS. Discharge Current (25°C)



### Battery Charging Characteristics



### Charging voltage and temperature



### Models available

Model pbq	Capacity in Ah	Dimensions (±2mm) (LxWxH1/H2)	Weight
pbq FA 50-12	50	277x106x229mm	17.3 kg
pbq FA 100-12	100	508x110x238mm	32.5 kg
pbq FA 105-12	105	395x110x293mm	35 kg
pbq FA 125-12	125	436x108x317mm	40 kg
pbq FA 140-12	140	552x110x295mm	49 kg
pbq FA 155-12	155	551x110x316mm	51.5 kg
pbq FA 180-12	180	546x125x323mm	58.5 kg



### Certificates



V-O  
Flame retardant casing

### Features

- Absorbent Glassmat Technology
- Low self discharge
- Classified as non-spillable and Non Dangerous goods by IATA, FAA, ADR, IMDG
- Can be discharged or stored in any position without leakage
- Cannot be charged while the terminal is downward.

CONSULTING DISTRIBUTOR



**POHL**

POHL Electronic GmbH  
Eduard-Maurer-Straße 11a • 16761 Hennigsdorf  
Tel. +49 3302 81893-0 • Fax +49 3302 81893-99  
www.pohl-electronic.de • info@pohl-electronic.de