

Basic Specifications

Voltage:	12 Volt
Capacity:	20 hour rate: 52.5Ah 10 hour rate: 50Ah 5 hour rate: 45.3Ah
Design life:	10-12 years
Aprr. dimensions:	277x106x229mm (LxWxH) (±2mm)
Terminal:	M6 insert
Container & lid:	Flame retardant ABS
Internal Resistance:	8mΩ (Fully charged)
Approximate weight:	17.3kg
Max charge current:	15A
Max discharge current:	500A (5 sec.)
Operating temp. range:	-20°C ~ +50°C
Self discharge:	lower than 3% per month

Front Access series

This range of Front Access batteries has been designed for use in 19" or 23" cabinets commonly found in telecommunication applications and larger UPS systems. Due to their space-saving design 4 batteries can be mounted side-to-side occupying one shelf in a cabinet. Since the connections are on the front of the battery there is no need to leave a space above the batteries for the measurement of individual battery voltage or maintenance of the connections.

Front Access battery for 19" or 23" cabinets

The FA series is designed for use in 19" or 23" cabinets so that 4 batteries can be placed next to each other. Due to the front terminal, the space between the batteries and the next shelf can be very small. The manifold on each battery allows for the attachment of tubes that can be brought outside the cabinet to allow gasses that might develop in an over-charge condition to escape.

Front Access battery features

- Absorbent Glass Mat (AGM) technology
- No electrolyte maintenance or water to be added
- Not restricted for air transport-complies with IATA/ICAO Special Provision A67
- UL-recognized components used
- Can be mounted in any orientation
- Computer designed lead, calcium tin alloy grid for high power density
- Long service life, float or cyclic applications

Typical Applications

- Telecommunication devices
- Fire & burglar alarm systems
- Audio and video broadcast systems
- Remote measurement systems
- Evacuation systems
- Building automation
- Emergency lights
- UPS systems

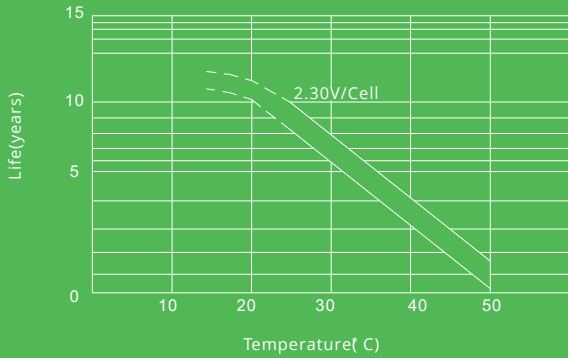
Discharge data in Watts per battery (25°C)

	(V/cell)	10 Min	15 Min	30 Min	1 Hr	3 Hr	5 Hr
End Voltage	1.80V	147	127	93,4	61,7	27	17,9
	1.75V	158	135	97,9	63,5	27,4	18,1
	1.70V	168	143	102	65,3	27,9	18,2
	1.65V	179	151	107	67,1	28,2	18,4
	1.60V	190	159	111	69	28,5	18,5

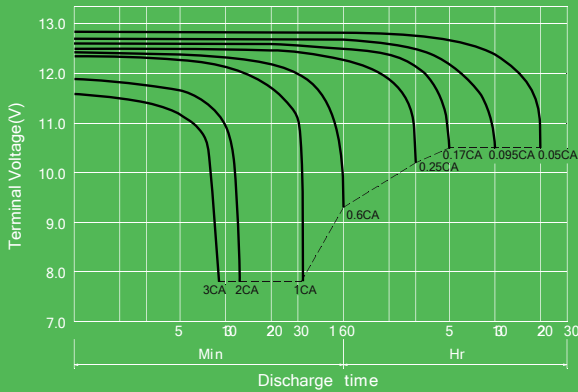
Discharge data in Amperes (25°C)

	(V/cell)	10 Min	15 Min	30 Min	1 Hr	3 Hr	5 Hr	10 Hr
End Voltage	1.80V	77	66	49	32,4	13,6	9	5
	1.75V	85	71,6	51,2	33,1	13,8	9,06	5,01
	1.70V	93	77,1	53,3	33,8	14,1	9,13	5,02
	1.65V	101	82,7	55,5	34,5	14,3	9,19	5,03
	1.60V	109	88,2	57,6	35,2	14,5	9,26	5,04

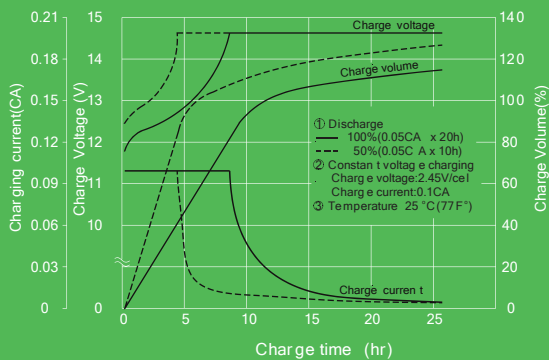
Effect of Temperature on Long term Float Life



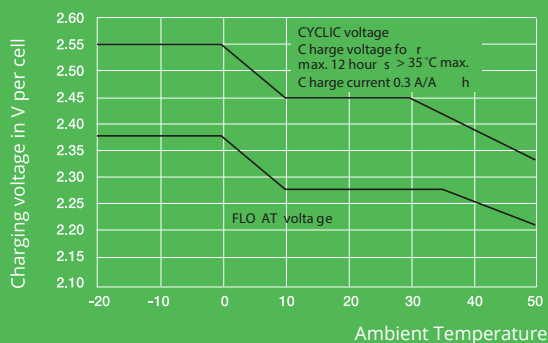
Discharge Time VS. Discharge Current (25°C)



Battery Charging Characteristics



Charging voltage and temperature



Models available

Model pbq	Capacity in Ah	Dimensions (±2mm) (LxWxH1/H2)	Weight
pbq FA 50-12	50	277x106x229mm	17.3 kg
pbq FA 100-12	100	508x110x238mm	32.5 kg
pbq FA 105-12	105	395x110x293mm	35 kg
pbq FA 125-12	125	436x108x317mm	40 kg
pbq FA 140-12	140	552x110x295mm	49 kg
pbq FA 155-12	155	551x110x316mm	51.5 kg
pbq FA 180-12	180	546x125x323mm	58.5 kg



Certificates



V-0
Flame retardant casing

Features

- Absorbent Glassmat Technology
- Low self discharge
- Classified as non-spillable and Non Dangerous goods by IATA, FAA, ADR, IMDG
- Can be discharged or stored in any position without leakage
- Cannot be charged while the terminal is downward.

CONSULTING DISTRIBUTOR



POHL

POHL Electronic GmbH
Eduard-Maurer-Straße 11a • 16761 Hennigsdorf
Tel. +49 3302 81893-0 • Fax +49 3302 81893-99
www.pohl-electronic.de • info@pohl-electronic.de