

## Basic Specifications

Voltage:	25.6 V
Capacity:	1 hour rate: 50Ah
Cycles:	4000 (80% DoD)
Appr. dimensions:	318*165*215mm (LxWxH)
Terminal:	M8 insert
Container & lid:	ABS
IP Rating:	IP50
Charge voltage	29.2V
Charge style	CC/CV
Approximate weight:	12.1kg
Max charge current:	50A
Max discharge current:	50A (continuous) 130A (pulse 3 sec.)
Operating temp. range:	Discharge -20 to 60°C Charge 0 to 45°C 0.1C Charge -20 to 60°C
Self discharge:	lower than 3% per month

## Typical Applications

- Wheelchairs and scooters
- Golf trolleys & buggies
- Lifts, elevators & hoists
- Electric bikes / steps
- Solar and wind energy
- Tools

## Lithium LiFePO4 series

The pbq Lithium Ferro Phosphate battery is a product with great performance. It is even more. It is a total concept, serving all the parties downstream; from the very first production step, to the user, to transportation and even to the recycler. The pbq LiFePO4 concept embraces a long service life, optimal energy density in both volume as well as in weight and a high grade of safety. The battery contains everything you need in a closed blue casing. Just connect it to your application without worrying about the safety features.

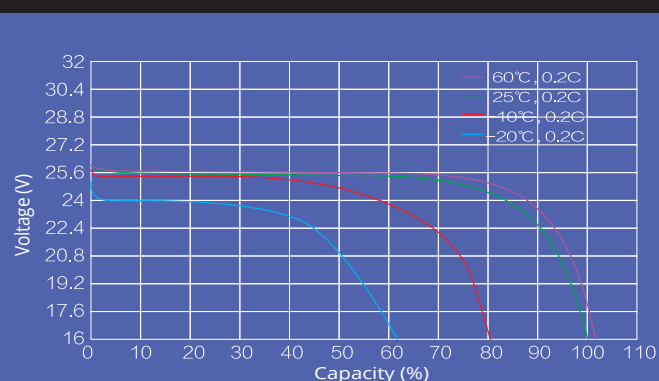
### LiFePO4 battery applications

LiFePO4 batteries are ideal for deep cycle applications such as; electric scooters and vehicles, steps, golf carts, energy storage and tools. High power pbq LiFePO4 batteries has light weight and optimized size. Light weight means energy would be saved due to total weight reduced, and weight reduced also means long driving distance. Optimized size batteries are suitable to replace lead acid batteries. LiFePO4 batteries enlarges your range of your applications!

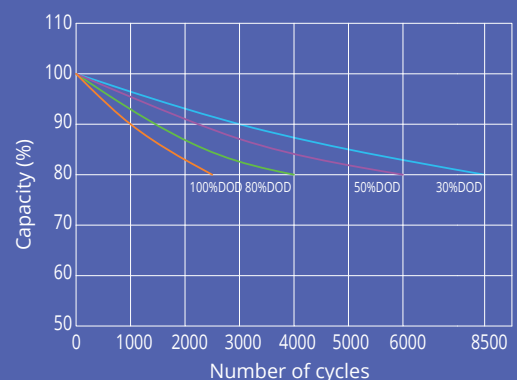
### Service life of pbq LiFePO4 batteries

The pbq LiFePO4 battery has a service life of more than 2000 cycles at 100% depth of discharge and a remaining capacity of 80%! This long lasting cyclic use offers an uninterrupted use of the application. It also reduces service costs, downtime of the equipment and replacements of the battery. Just calculate what this will save over time and see that it is worth to invest in.

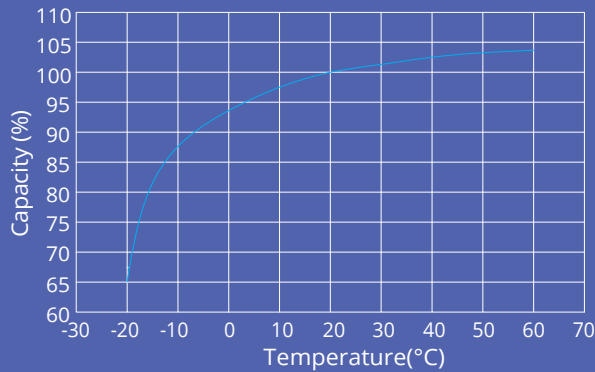
Discharge Time VS. Discharge Current (25°C)



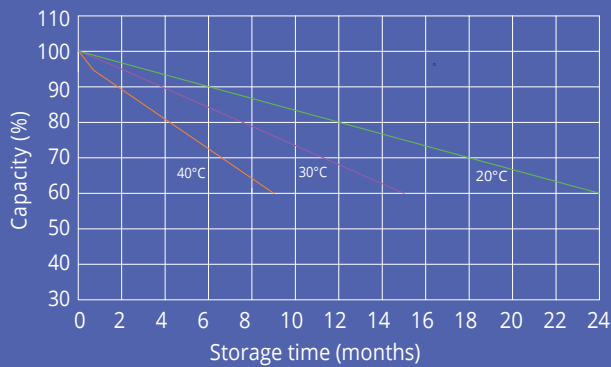
Cycle Service Life



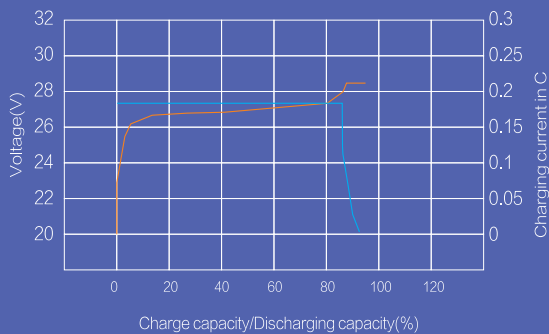
### Temperature effects on capacity



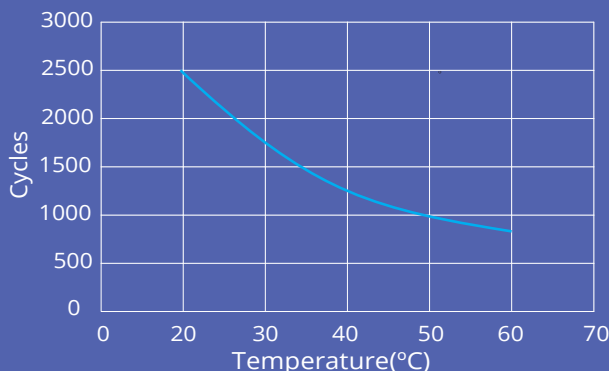
### Self-discharge characteristic



### Battery charging characteristics



### Cycle life in relation to temperature



### Models available

Model pbq	Capacity in Ah	Dimensions (±2mm) (LxWxH1/H2)	Weight
pbq LF 10-24	10	181x76x165mm	3.2 kg
pbq LF 20-24	20	196x165x174mm	6.8 kg
pbq LF 30-24	30	229x138x213mm	9.5 kg
pbq LF 40-24	40	258x166x215mm	12.8 kg
pbq LF 50-24	50	318x165x215mm	12.1 kg
pbq LF 60-24	60	436x108x317mm	17.5 kg
pbq LF 100-24	100	520x269x208mm	31.9 kg



### Certificates



### Features

- Internal cell balancing
- Low self discharge
- Can be used or stored in any position
- Lightweight
- Interim charging possible

