

Character OLED with RS232 Interface

Features

- Interface : RS232
- COG+SMT
- 5x7 dots with cursor
- Built-in controller US2066
- 1/16 duty cycle for 16*2 & 20*2
- 1/32 duty cycle for 20*4
- 3.3V & 5.0V power supply
- Contrast adjustment by software

Specifications

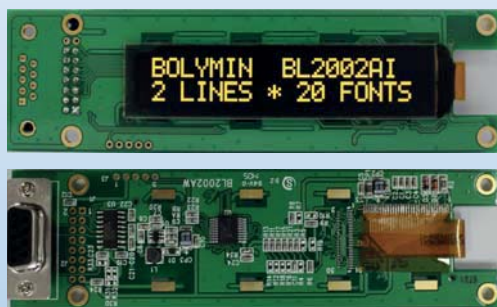
BL1602EI



BL1602AI



BL2002AI



BL2004AI



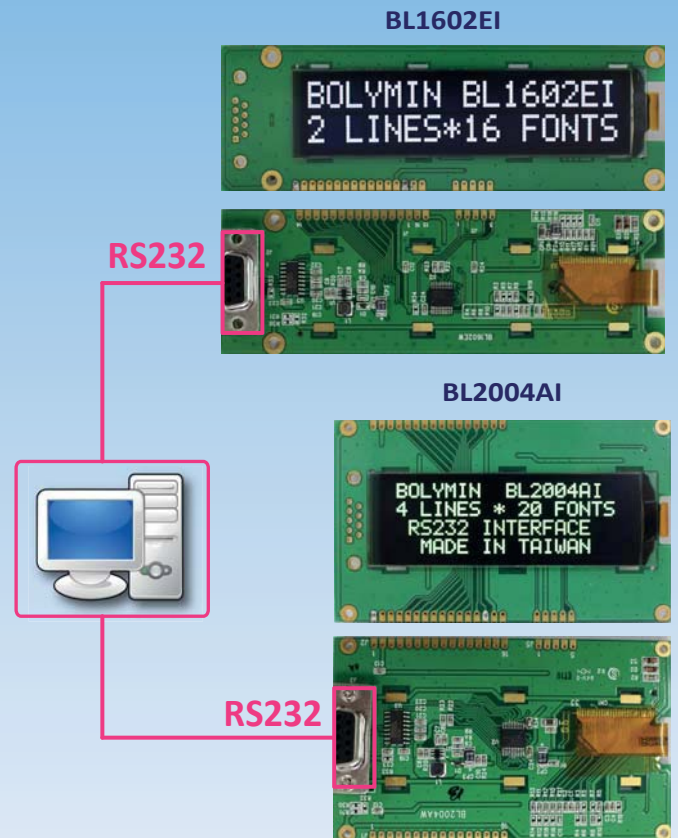
Model	BL1602EI	BL1602AI	BL2002AI	BL2004AI
Characters x Lines	16x2	16x2	20x2	20x4
Module Size(mm)	134.6 x 44.0	95.0 x 36.0	130.0 x 37.0	100.0 x 60.0
View Area(mm)	93.14 x 20.98	58.22 x 13.52	75.52 x 13.52	72.42 x 22.82
Dot Size(mm)	0.9 x 1.06	0.57 x 0.67	0.62 x 0.67	0.57 x 0.57
Character Size(mm)	4.74 x 8.9	2.97 x 5.57	3.22 x 5.57	2.97 x 4.77
Controller	US2066	US2066	US2066	US2066
Interface	RS232	RS232	RS232	RS232
Duty	1/16	1/16	1/16	1/32
Power (Volt)	5V & 3.3V	5V & 3.3V	5V & 3.3V	5V & 3.3V

Pin Assignment


D-SUB connector pin define:

Pin	Symbol	Description
1	NC	
2	Dout	RS-232 level output port
3	Din	RS-232 level input port
4	NC	
5	GND	Ground
6	NC	
7	NC	
8	NC	
9	NC	

J1, J2 : PIN1 : Vss, Pin2 : Vdd



OLED VS. mOLED



Features	OLED	mOLED
Host Communication Interface	parallel	serial
Control Pin Numbers	4 or 8 data pins + 3 control pins	RS232 : 2 I/O pins
Contrast Adjustment	by variable resistor	software controlled
Initial Code	sent from host device	built-in